

The untold story of the family



Write your family surname here!

A large, empty rectangular box with a red border, intended for drawing a picture of the family.

Draw a picture of your family here!



By:

Age:

A yellow, rounded rectangular box with a red border, containing the labels 'By:' and 'Age:' for the student's name and age.

This booklet is full of activities to help you tell the stories of the important people in your life.

Play the role of a news reporter and fill these pages with photos, memories and experiences of your family or friends. It will help you create a news report on the present moment, to look back on in the future.

Ask a parent or carer to send your news feature or report to us at connecting.stories@literacytrust.org.uk by Friday 3 March for a chance to win a special prize! Terms and conditions apply.

National
Literacy
Trust



Make your own photo spread




To create a news story, we want you to find three people and get to know more about them. These subjects could be a parent, neighbour, sibling or friend who you want to develop a news story about!

Complete the page by drawing pictures or sticking in photos of these people in the spaces below.



Parent tip: Photography is a powerful tool for storytelling. Help your child write a caption, for each of the memories in the pictures!

My special guest is...



Now you have picked your subjects, the next pages are going to help you practise interviewing, find out more about them and develop a news story about their life and experience.

Journalists tell stories about what is going on in the world. From sports competitions, to music events and religious festivals, they cover everything.

Have a go at being a journalist on your very own chat show! Pick three friends or family members and interview them about their life. Pick three friends or family members and interview them about their favourite school trip, holiday, traditions or meaning of their name.

Fill out the names of your guests!

How many years have you lived in _____?

Who do you live with?

What traditions do your family celebrate?

What is your favourite meal? Do you know what country the recipe comes from?

Can you tell us about a favourite trip or holiday?

Where do you feel happiest?

How many years have you lived in _____?

Who do you live with?

What traditions do your family celebrate?

What is your favourite meal? Do you know what country the recipe comes from?

Can you tell us about a favourite trip or holiday?

Where do you feel happiest?

How many years have you lived in _____?

Who do you live with?

What traditions do your family celebrate?

What is your favourite meal? Do you know what country the recipe comes from?

Can you tell us about a favourite trip or holiday?


Where do you feel happiest?

Did you know? Taking the time to talk with grown-ups or older friends about the things which matter to them is a great way to compare experiences and expand your world view, while boosting your literacy skills!

Reflection box

What did you learn from these interviews?

Headline generator game



How do you write a catchy headline that encourages people to read your news article? One of the first steps is creating a headline!

We will practise this skill through a fun dice game before you create one for your news article.

You will need:

Dice

Pen and paper

Method:

1. Fill in the spaces in the 'subject' and 'object' boxes with the people and items of your choice
2. Roll a dice and discover the subject of your headline using the code - who or what is doing something in the story
3. Roll the dice again to discover the verb of your headline using the code - the action to describe what happened
4. Roll the dice a final time to discover the object of your headline using the code - who or what it is happening to
5. Put your subject, verb and object words together to create your news headline

Subject roll

1 = A friend: _____

2 = My mum or dad

3 = A teacher: _____

4 = A sportsplayer: _____

5 = The King

6 = A sibling or cousin: _____

Verb roll

1 = Discovers

2 = Eats

3 = Scares

4 = Sells

5 = Wins

6 = Chases

Object roll

1 = A doughnut

2 = A pet dog

3 = Fried chicken

4 = A father

5 = An exotic bird

6 = _____



Write a news report



Now you have found out a little more about your family or friends through your very own chat show, it's time to have a go at a different type of journalism – news writing.

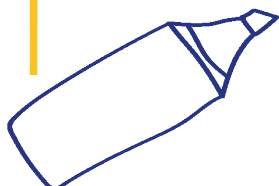


Pick one of the stories or experiences from your interviews and make it into a news story!

This activity is a great chance to develop your writing and share stories with other people.

How it works:

- 1. Write an introduction to grab the reader's attention. This should be one sentence that covers:**
 - a. who the story is about
 - b. what happened
 - c. where it happened
 - d. when it took place
- 2. Add more detail! Write about the events in the story and use active verbs (e.g hit, ran, discovered). This will help the reader feel like the events are really happening!**
- 3. Get quotes from your special guest about their feelings during or after the experience**
- 4. Create a headline: sum up your news story in 5–10 words! You want it to be short and snappy. Try using action verbs or rhyming words!**
- 5. Include a byline! Make sure to write your name by the article so your family or friend knows who wrote the story**
- 6. Add a photo and caption: this will help the reader picture what happened and who was involved!**



It might help to imagine a real-life magazine or newspaper that your story would feature in! Ask an older family member or friend about which stories are published in different newspapers.

